

Signify Classified - Internal
Cooper Lighting Solutions Photometric Lab
1121 Highway 74 South
Peachtree City, GA 30269



Scaled data based on original data using
LM-79-08 Approved Method: Electrical and Photometric Measurements of Solid-
State Lighting Products

Test Report Prepared for
Cooper Lighting Solutions
(formerly Eaton)

Brand: STREETWORKS

Report Number: P868156

Luminaire Tested: **MEM2-HSN-SA-40-750-U-T4W-HSS**

Issue Date: 08/21/2024



Test Information

Test Method: LM-79-08
Report Number: P868156
Test Lab: INNOVATION CENTER(G3)
Issue Date: 08/21/2024
Manufacturer: COOPER LIGHTING SOLUTIONS (FORMERLY EATON)
Product Line: STREETWORKS
Catalog Number: MEM2-HSN-SA-40-750-U-T4W-HSS
Description: EPIC MODERN SHORT HOUSING DISCRETE LED ARRAYS 40W 70CRI 5000K
FIXTURE w/ TYPE IV WIDE DISTRIBUTION OPTIC AND HOUSE SIDE SHIELD
Light Source: (10) 5000K CCT, 70 CRI LEDS
Ballast/Driver: ELECTRONIC DRIVER

Summary

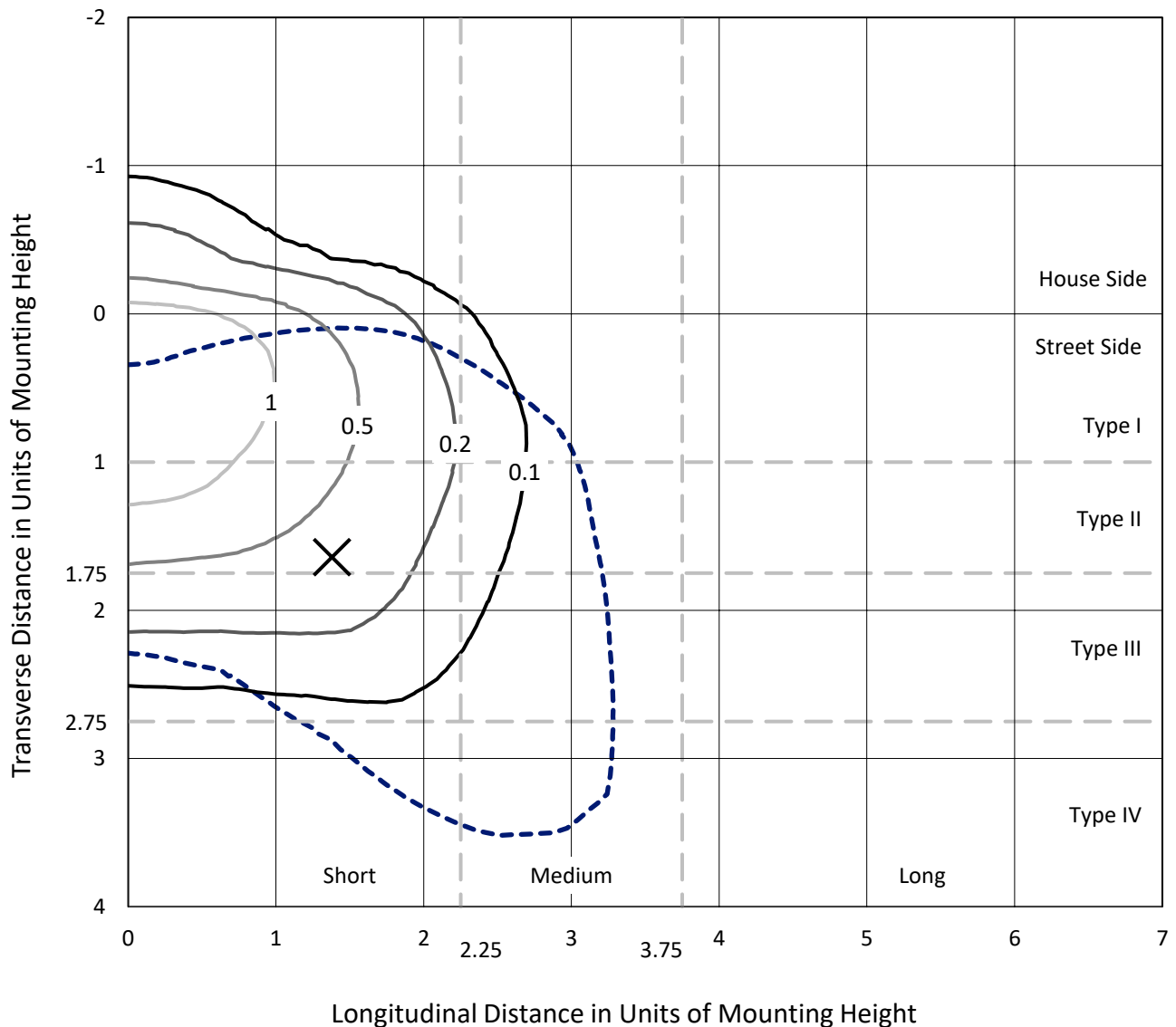
Lumens per Lamp: N/A
Luminaire Lumens: 3459.7 lumens
Efficiency: N/A
Efficacy: 105.5 lumens/watt
Luminous Opening: Rectangular (W 0.33' x L: 0.33' x H: 0')
IES Classification: Type IV - Short
BUG Rating: B1 - U0 - G1

Input Watts (W): 32.8
Input Voltage (V): 120
Input Current (A_{in}): NR
Voltage Rise (V): NR
Power Factor: 0.99
Total Harmonic Distortion (THDi): 9.76%
Frequency (hertz): 60
Stabilization Time: NR
Operation Time: NR
Ambient Temperature (°C): NR
Test Distance: 24 FT

REPORT NUMBER: P868156
 CATALOG NUMBER: MEM2-HSN-SA-40-750-U-T4W-HSS

Iso-Footcandle Lines of Horizontal Illumination

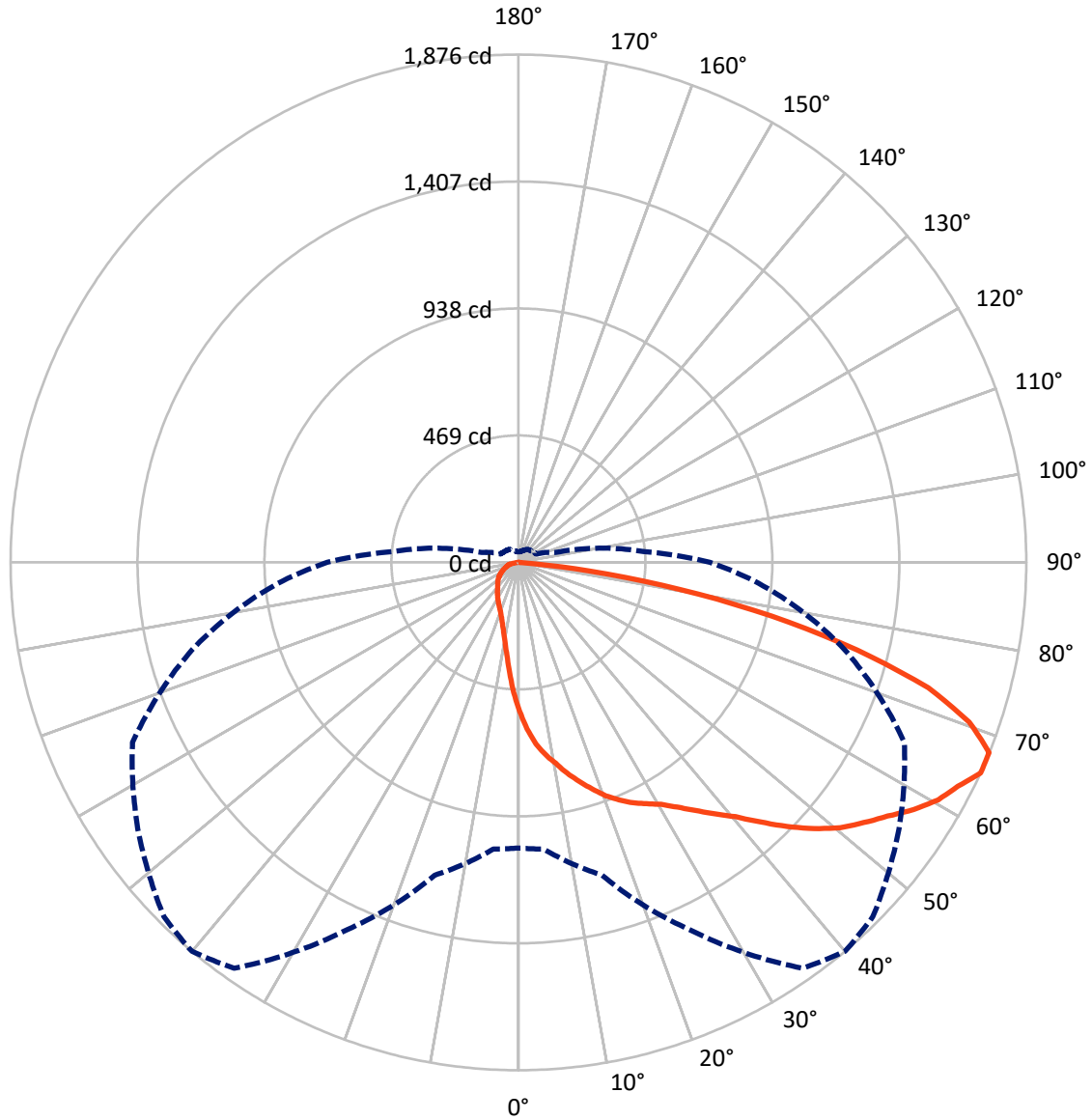
× Max cd
 - - - 1/2 Max cd



Based on 20 foot mounting height. Maximum calculated value = 2 fc
 Type IV - Short - N/A

REPORT NUMBER: P868156
CATALOG NUMBER: MEM2-HSN-SA-40-750-U-T4W-HSS

Luminous Intensity Polar Plot



— Vertical Plane Through 40-Deg Lateral - - - Horizontal Cone Through 65-Deg Vertical

REPORT NUMBER: P868156
 CATALOG NUMBER: MEM2-HSN-SA-40-750-U-T4W-HSS

FLUX DISTRIBUTION:

		Downward	Upward	Total
House Side	Lumens	414.2	0.0	414.2
	% Fixture	12.0	0.0	12.0
Street Side	Lumens	3045.5	0.0	3045.5
	% Fixture	88.0	0.0	88.0
Total	Lumens	3459.7	0.0	3459.7
	% Fixture	100.0	0.0	100.0

Coefficient of Utilization

ZONAL LUMENS:

Zone	Lumens	% Fixture
0°-10°	51.5	1.5
10°-20°	154.8	4.5
20°-30°	266.3	7.7
30°-40°	402.5	11.6
40°-50°	588.6	17.0
50°-60°	751.7	21.7
60°-70°	750.2	21.7
70°-80°	439.9	12.7
80°-90°	54.2	1.6
90°-100°	0.0	0.0
100°-110°	0.0	0.0
110°-120°	0.0	0.0
120°-130°	0.0	0.0
130°-140°	0.0	0.0
140°-150°	0.0	0.0
150°-160°	0.0	0.0
160°-170°	0.0	0.0
170°-180°	0.0	0.0
0°-90°	3459.7	100.0
0°-180°	3459.7	100.0



REPORT NUMBER: P868156

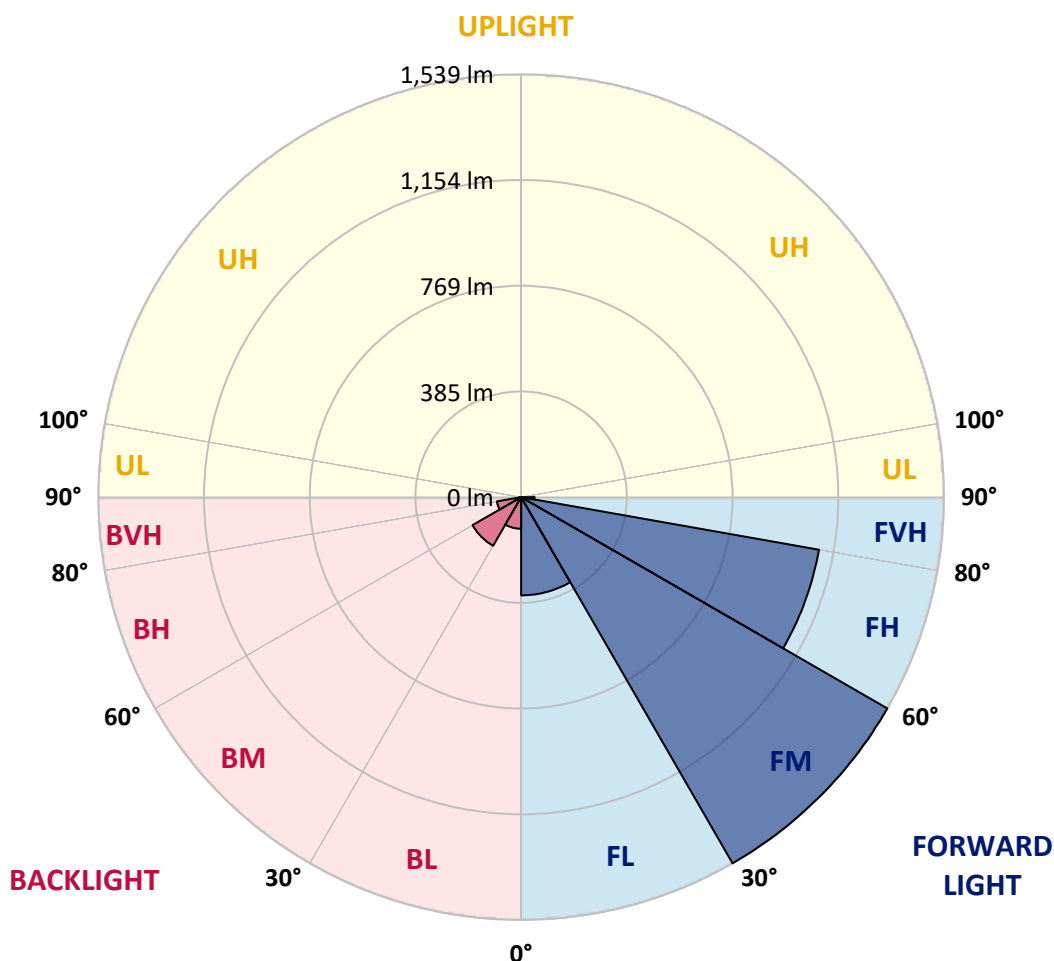
CATALOG NUMBER: MEM2-HSN-SA-40-750-U-T4W-HSS

LUMINAIRE CLASSIFICATION SYSTEM LUMEN TABLE AND BUG RATING:

Zone		Lumens	% Fixture	Zone Rating/Lumen Limit		
				B	U	G
FL	(0°-30°)	357.3	10.3			
FM	(30°-60°)	1538.7	44.5			
FH	(60°-80°)	1100.5	31.8			G1/1800
FVH	(80°-90°)	49.0	1.4			G1/100
BL	(0°-30°)	115.2	3.3	B1/500		
BM	(30°-60°)	204.1	5.9	B0/220		
BH	(60°-80°)	89.7	2.6	B0/110		G0/110
BVH	(80°-90°)	5.2	0.2			G0/10
UL	(90°-100°)	0.0	0.0		U0/0	
UH	(100°-180°)	0.0	0.0		U0/0	

BUG Rating: B1-U0-G1

Type IV Short





REPORT NUMBER: P868156

CATALOG NUMBER: MEM2-HSN-SA-40-750-U-T4W-HSS

CANDELA DISTRIBUTION (FULL):

	0°	5°	15°	25°	35°	40°	45°	55°	65°	75°	85°
0°	549.9	549.9	549.9	549.9	549.9	549.9	549.9	549.9	549.9	549.9	549.9
2.5°	641.6	638.7	632.8	627.9	621.1	615.3	609.4	598.7	585.0	573.3	558.7
5°	705.0	700.1	696.2	690.4	678.7	673.8	669.9	647.5	624.0	599.7	567.5
7.5°	749.8	753.7	745.9	737.2	722.5	716.7	710.8	688.4	659.2	624.0	578.2
10°	801.5	802.5	792.7	782.0	766.4	754.7	746.9	719.6	687.4	648.4	589.9
12.5°	851.2	851.2	845.4	829.8	809.3	798.6	784.9	753.7	714.7	668.9	603.6
15°	891.2	893.2	888.3	876.6	854.2	839.5	825.9	789.8	740.1	692.3	614.3
17.5°	927.3	926.3	923.4	912.7	891.2	879.5	865.9	825.9	769.3	710.8	630.9
20°	951.7	951.7	950.7	944.8	929.2	920.5	903.9	862.0	801.5	738.1	648.4
22.5°	970.2	969.2	969.2	970.2	961.4	952.6	945.8	903.9	834.7	761.5	666.0
25°	985.8	984.8	987.8	989.7	985.8	983.9	976.1	943.9	875.6	788.8	683.5
27.5°	1006.3	1009.2	1008.2	1008.2	1007.3	1009.2	1008.2	980.9	915.6	818.1	702.1
30°	1038.5	1043.3	1040.4	1036.5	1036.5	1037.5	1042.4	1024.8	962.4	854.2	722.5
32.5°	1113.5	1108.7	1088.2	1074.5	1076.5	1077.5	1082.3	1072.6	1009.2	895.1	744.0
35°	1199.3	1193.5	1171.1	1139.9	1129.1	1125.2	1124.3	1118.4	1059.9	939.0	769.3
37.5°	1310.5	1312.5	1279.3	1234.4	1202.3	1177.9	1173.0	1160.3	1103.8	979.0	795.7
40°	1423.6	1415.8	1387.5	1343.7	1280.3	1235.4	1220.8	1203.2	1153.5	1020.9	821.0
42.5°	1532.8	1518.2	1481.1	1433.4	1359.3	1310.5	1277.3	1254.9	1199.3	1066.7	845.4
45°	1675.2	1633.3	1566.9	1524.0	1431.4	1391.4	1361.2	1311.5	1253.9	1112.6	874.6
47.5°	1787.3	1706.4	1645.9	1627.4	1506.5	1469.4	1442.1	1372.9	1309.5	1164.2	904.9
50°	1766.8	1717.1	1702.5	1685.9	1563.0	1540.6	1515.3	1443.1	1366.1	1218.8	934.1
52.5°	1714.2	1720.0	1738.6	1710.3	1612.8	1597.2	1580.6	1518.2	1422.6	1263.7	960.4
55°	1672.3	1684.0	1733.7	1724.9	1672.3	1654.7	1643.0	1592.3	1477.2	1304.7	982.9
57.5°	1596.2	1586.4	1648.9	1750.3	1735.6	1722.0	1710.3	1670.3	1532.8	1333.9	997.5
60°	1476.3	1440.2	1524.0	1719.1	1779.5	1781.5	1774.6	1728.8	1577.7	1333.9	989.7
62.5°	1307.6	1273.4	1376.8	1614.7	1802.9	1821.4	1817.5	1749.3	1597.2	1304.7	959.5
65°	1055.0	1062.8	1196.4	1496.7	1830.2	1876.0	1851.7	1716.1	1572.8	1248.1	891.2
67.5°	842.5	865.9	985.8	1343.7	1817.5	1875.1	1840.9	1622.5	1468.5	1169.1	786.9
70°	665.0	680.6	780.1	1136.9	1706.4	1766.8	1723.9	1479.2	1292.0	1047.2	654.3
72.5°	519.7	534.3	619.2	909.7	1513.3	1583.5	1529.9	1286.1	1071.6	888.3	519.7
75°	394.9	405.6	469.0	701.1	1205.2	1293.0	1253.9	1029.7	836.6	703.0	397.8
77.5°	254.5	269.1	340.3	491.4	851.2	956.5	961.4	769.3	601.6	508.0	292.5
80°	168.7	174.5	218.4	319.8	523.6	605.5	633.8	519.7	384.2	323.7	210.6
82.5°	70.2	78.0	104.3	160.9	262.3	263.3	301.3	219.4	156.0	137.5	88.7
85°	2.0	3.9	2.9	7.8	6.8	10.7	12.7	17.6	12.7	13.7	13.7
87.5°	0.0	0.0	1.0	1.0	2.0	2.0	2.0	2.0	2.0	2.9	2.0
90°	0.0	0.0	0.0	0.0	0.0	0.0	0.0	0.0	0.0	0.0	0.0



REPORT NUMBER: P868156

CATALOG NUMBER: MEM2-HSN-SA-40-750-U-T4W-HSS

CANDELA DISTRIBUTION (continued):

	90°	95°	105°	115°	125°	135°	145°	155°	165°	175°	180°
0°	549.9	549.9	549.9	549.9	549.9	549.9	549.9	549.9	549.9	549.9	549.9
2.5°	551.9	543.1	525.6	511.9	497.3	486.6	476.8	466.1	459.3	460.2	453.4
5°	551.9	535.3	500.2	469.0	440.7	420.3	397.8	380.3	367.6	365.7	371.5
7.5°	554.8	527.5	474.9	428.1	389.1	356.9	333.5	315.9	307.1	301.3	300.3
10°	557.7	521.7	451.5	392.0	343.2	308.1	287.6	268.1	258.4	257.4	254.5
12.5°	559.7	514.8	430.0	355.9	305.2	272.0	251.6	236.0	228.2	228.2	227.2
15°	566.5	512.9	407.6	328.6	275.9	243.8	226.2	213.5	208.7	205.7	204.8
17.5°	572.4	509.0	388.1	301.3	249.6	221.3	204.8	196.0	191.1	189.2	188.2
20°	581.1	507.0	369.6	278.9	230.1	202.8	190.1	182.3	179.4	177.5	177.5
22.5°	589.9	505.1	351.0	259.4	213.5	189.2	177.5	170.6	167.7	166.7	165.8
25°	600.6	504.1	335.4	242.8	198.9	178.4	167.7	161.9	158.0	156.0	156.0
27.5°	611.4	505.1	319.8	226.2	186.2	168.7	158.0	151.1	148.2	144.3	145.3
30°	626.0	506.1	307.1	212.6	175.5	158.9	149.2	140.4	136.5	134.6	134.6
32.5°	640.6	510.0	294.5	199.9	164.8	151.1	139.4	131.6	126.8	125.8	124.8
35°	656.2	512.9	282.8	189.2	156.0	142.4	130.7	122.9	119.0	118.0	118.0
37.5°	673.8	517.8	274.0	179.4	147.2	133.6	122.9	115.1	112.1	111.2	111.2
40°	692.3	525.6	267.2	170.6	140.4	125.8	116.0	109.2	107.3	106.3	106.3
42.5°	710.8	532.4	261.3	163.8	133.6	119.0	111.2	104.3	101.4	101.4	101.4
45°	728.4	537.3	255.5	157.0	126.8	114.1	105.3	99.5	96.5	96.5	96.5
47.5°	744.0	542.1	246.7	150.2	119.9	107.3	100.4	94.6	91.7	91.7	91.7
50°	760.6	545.1	236.9	141.4	113.1	102.4	95.6	88.7	86.8	85.8	85.8
52.5°	774.2	545.1	224.3	132.6	105.3	95.6	89.7	83.9	80.9	79.0	79.0
55°	784.0	545.1	210.6	121.9	97.5	89.7	83.9	78.0	74.1	71.2	71.2
57.5°	789.8	542.1	195.0	109.2	89.7	81.9	78.0	71.2	63.4	57.5	55.6
60°	784.9	533.4	178.4	95.6	80.9	75.1	72.2	63.4	52.7	49.7	49.7
62.5°	764.5	512.9	161.9	83.9	74.1	68.3	65.3	55.6	47.8	44.9	44.9
65°	706.9	463.2	141.4	73.1	66.3	62.4	58.5	49.7	42.9	39.0	39.0
67.5°	623.1	399.8	118.0	64.4	59.5	56.6	53.6	44.9	38.0	34.1	34.1
70°	505.1	322.8	100.4	56.6	52.7	50.7	47.8	41.0	33.2	30.2	30.2
72.5°	396.9	253.5	83.9	50.7	48.8	44.9	42.9	36.1	30.2	27.3	27.3
75°	295.4	189.2	74.1	44.9	44.9	40.0	39.0	32.2	26.3	24.4	24.4
77.5°	217.4	140.4	64.4	39.0	39.0	35.1	33.2	28.3	24.4	22.4	22.4
80°	147.2	95.6	47.8	29.3	29.3	28.3	26.3	24.4	20.5	18.5	17.6
82.5°	62.4	40.0	23.4	14.6	13.7	10.7	8.8	6.8	6.8	5.9	5.9
85°	10.7	4.9	4.9	3.9	2.9	2.9	2.9	2.0	2.0	2.0	2.0
87.5°	2.0	2.0	2.0	2.0	2.0	2.0	1.0	1.0	1.0	1.0	1.0
90°	0.0	0.0	0.0	0.0	0.0	0.0	0.0	0.0	0.0	0.0	0.0

LM-79-2019: Approved Method: Electrical and Photometric Measurements of Solid-State Lighting Products

Report Prepared for

Cooper Lighting Solutions

Streetworks

Report Number: SP1-2407-157-6

Test Date: 08/07/2024

Luminaire Tested: MEM2-HTN-SA-40-750-U-5WQ-2

Data in this report applies to families of products including MEM2-HTN-SA-40-750-U-5WQ-2

Test Information

Test Method: LM-79-2019
 Report Number: SP1-2407-157-6
 Test Lab: COOPER LIGHTING SOLUTIONS
 Photometer: SP1 - 76IN SPHERE
 Measurement Geometry: 4π
 Issue Date: 08/20/2024
 Manufacturer: COOPER LIGHTING SOLUTIONS
 Product Line: Streetworks
 Catalog Number: **MEM2-HTN-SA-40-750-U-5WQ-2**
 Description: Epic Modern Light Square 40W 5WQ Optic and Flare Trim

Spectral Parameters

CCT (K): 5094
 CIE u': 0.2082
 CIE v': 0.4867
 Duv: 0.0032
 CIE x: 0.3430
 CIE y: 0.3564
 CIE z: 0.3006
 Peak Wavelength (nm): 451
 Dominant Wavelength (nm): 568
 Purity: 9.86439
 Rf: 73.7
 Rg: 93

CRI (Ra):	72.0		
R1:	68.6	R9:	-39.6
R2:	78.1	R10:	47.6
R3:	84.6	R11:	68.2
R4:	71.6	R12:	41.4
R5:	69.6	R13:	70.4
R6:	69.4	R14:	91.4
R7:	80.9	R15:	61.4
R8:	53.1		



Test Conditions

Stabilization Time: 20M
 Operation Time: 1H 20M
 Sphere Temperature (°C): 24.2

REPORT NUMBER: SP1-2407-157-6

Measurement and Test Equipment			
Instrument	Identification Number	Calibration Date	Calibration Due Date
Photometer	IN0058	6/18/2024	12/18/2024
Power Meter	INXT2011004	2/8/2024	2/8/2025
AC Power Source	IN0063	10/24/2023	10/24/2024
DC Power Source	IN0208	10/24/2023	10/24/2024
Sphere Thermometer	IN0085	10/24/2023	10/24/2024
Room Thermometer	IN0046	10/24/2023	10/24/2024

REPORT NUMBER: SP1-2407-157-6

CIE 1931 Chromaticity Diagram



CIE 1931 Chromaticity Diagram with 2017 ANSI 7-Step and 4-Step Quadrangles



Point lies inside the ANSI 5000K 4-step quadrangle

REPORT NUMBER: SP1-2407-157-6

Photopic Flux vs. Wavelength



Photopic Lumens: NR

λ (nm)	Power W [^] /nm	Lumens (φ/nm)	λ (nm)	Power W [^] /nm	Lumens (φ/nm)	λ (nm)	Power W [^] /nm	Lumens (φ/nm)	λ (nm)	Power W [^] /nm	Lumens (φ/nm)	λ (nm)	Power W [^] /nm	Lumens (φ/nm)
360	0	NR	490	114	NR	620	361	NR	750	9	NR	880	0	NR
365	0	NR	495	145	NR	625	326	NR	755	8	NR	885	0	NR
370	0	NR	500	197	NR	630	294	NR	760	7	NR	890	0	NR
375	0	NR	505	259	NR	635	261	NR	765	6	NR	895	0	NR
380	0	NR	510	319	NR	640	232	NR	770	5	NR	900	0	NR
385	0	NR	515	373	NR	645	204	NR	775	4	NR	905	0	NR
390	0	NR	520	414	NR	650	179	NR	780	4	NR	910	0	NR
395	1	NR	525	445	NR	655	157	NR	785	3	NR	915	0	NR
400	3	NR	530	465	NR	660	136	NR	790	3	NR	920	0	NR
405	5	NR	535	482	NR	665	118	NR	795	2	NR	925	0	NR
410	9	NR	540	493	NR	670	102	NR	800	2	NR	930	0	NR
415	18	NR	545	505	NR	675	87	NR	805	2	NR	935	0	NR
420	36	NR	550	515	NR	680	75	NR	810	2	NR	940	0	NR
425	72	NR	555	527	NR	685	65	NR	815	1	NR	945	0	NR
430	134	NR	560	540	NR	690	56	NR	820	1	NR	950	0	NR
435	242	NR	565	550	NR	695	48	NR	825	1	NR	955	0	NR
440	407	NR	570	557	NR	700	41	NR	830	1	NR	960	0	NR
445	684	NR	575	561	NR	705	35	NR	835	1	NR	965	0	NR
450	988	NR	580	559	NR	710	30	NR	840	1	NR	970	0	NR
455	828	NR	585	551	NR	715	26	NR	845	1	NR	975	0	NR
460	473	NR	590	537	NR	720	22	NR	850	1	NR	980	0	NR
465	333	NR	595	516	NR	725	19	NR	855	0	NR	985	0	NR
470	232	NR	600	491	NR	730	16	NR	860	0	NR	990	0	NR
475	146	NR	605	461	NR	735	14	NR	865	0	NR	995	0	NR
480	113	NR	610	429	NR	740	12	NR	870	0	NR	1000	0	NR
485	106	NR	615	395	NR	745	10	NR	875	0	NR			

REPORT NUMBER: SP1-2407-157-6

Scotopic Flux vs. Wavelength



Scotopic Lumens: NR

S/P: 1.81

λ (nm)	Power W [^] /nm	Lumens (φ/nm)	λ (nm)	Power W [^] /nm	Lumens (φ/nm)	λ (nm)	Power W [^] /nm	Lumens (φ/nm)	λ (nm)	Power W [^] /nm	Lumens (φ/nm)	λ (nm)	Power W [^] /nm	Lumens (φ/nm)
360	0	NR	490	114	NR	620	361	NR	750	9	NR	880	0	NR
365	0	NR	495	145	NR	625	326	NR	755	8	NR	885	0	NR
370	0	NR	500	197	NR	630	294	NR	760	7	NR	890	0	NR
375	0	NR	505	259	NR	635	261	NR	765	6	NR	895	0	NR
380	0	NR	510	319	NR	640	232	NR	770	5	NR	900	0	NR
385	0	NR	515	373	NR	645	204	NR	775	4	NR	905	0	NR
390	0	NR	520	414	NR	650	179	NR	780	4	NR	910	0	NR
395	1	NR	525	445	NR	655	157	NR	785	3	NR	915	0	NR
400	3	NR	530	465	NR	660	136	NR	790	3	NR	920	0	NR
405	5	NR	535	482	NR	665	118	NR	795	2	NR	925	0	NR
410	9	NR	540	493	NR	670	102	NR	800	2	NR	930	0	NR
415	18	NR	545	505	NR	675	87	NR	805	2	NR	935	0	NR
420	36	NR	550	515	NR	680	75	NR	810	2	NR	940	0	NR
425	72	NR	555	527	NR	685	65	NR	815	1	NR	945	0	NR
430	134	NR	560	540	NR	690	56	NR	820	1	NR	950	0	NR
435	242	NR	565	550	NR	695	48	NR	825	1	NR	955	0	NR
440	407	NR	570	557	NR	700	41	NR	830	1	NR	960	0	NR
445	684	NR	575	561	NR	705	35	NR	835	1	NR	965	0	NR
450	988	NR	580	559	NR	710	30	NR	840	1	NR	970	0	NR
455	828	NR	585	551	NR	715	26	NR	845	1	NR	975	0	NR
460	473	NR	590	537	NR	720	22	NR	850	1	NR	980	0	NR
465	333	NR	595	516	NR	725	19	NR	855	0	NR	985	0	NR
470	232	NR	600	491	NR	730	16	NR	860	0	NR	990	0	NR
475	146	NR	605	461	NR	735	14	NR	865	0	NR	995	0	NR
480	113	NR	610	429	NR	740	12	NR	870	0	NR	1000	0	NR
485	106	NR	615	395	NR	745	10	NR	875	0	NR			

REPORT NUMBER: SP1-2407-157-6

Melanopic Flux vs. Wavelength



Melanopic Lumens: NR

M/P: 3.73

λ (nm)	Power W [^] /nm	Lumens (φ/nm)	λ (nm)	Power W [^] /nm	Lumens (φ/nm)	λ (nm)	Power W [^] /nm	Lumens (φ/nm)	λ (nm)	Power W [^] /nm	Lumens (φ/nm)	λ (nm)	Power W [^] /nm	Lumens (φ/nm)
360	0	NR	490	114	NR	620	361	NR	750	9	NR	880	0	NR
365	0	NR	495	145	NR	625	326	NR	755	8	NR	885	0	NR
370	0	NR	500	197	NR	630	294	NR	760	7	NR	890	0	NR
375	0	NR	505	259	NR	635	261	NR	765	6	NR	895	0	NR
380	0	NR	510	319	NR	640	232	NR	770	5	NR	900	0	NR
385	0	NR	515	373	NR	645	204	NR	775	4	NR	905	0	NR
390	0	NR	520	414	NR	650	179	NR	780	4	NR	910	0	NR
395	1	NR	525	445	NR	655	157	NR	785	3	NR	915	0	NR
400	3	NR	530	465	NR	660	136	NR	790	3	NR	920	0	NR
405	5	NR	535	482	NR	665	118	NR	795	2	NR	925	0	NR
410	9	NR	540	493	NR	670	102	NR	800	2	NR	930	0	NR
415	18	NR	545	505	NR	675	87	NR	805	2	NR	935	0	NR
420	36	NR	550	515	NR	680	75	NR	810	2	NR	940	0	NR
425	72	NR	555	527	NR	685	65	NR	815	1	NR	945	0	NR
430	134	NR	560	540	NR	690	56	NR	820	1	NR	950	0	NR
435	242	NR	565	550	NR	695	48	NR	825	1	NR	955	0	NR
440	407	NR	570	557	NR	700	41	NR	830	1	NR	960	0	NR
445	684	NR	575	561	NR	705	35	NR	835	1	NR	965	0	NR
450	988	NR	580	559	NR	710	30	NR	840	1	NR	970	0	NR
455	828	NR	585	551	NR	715	26	NR	845	1	NR	975	0	NR
460	473	NR	590	537	NR	720	22	NR	850	1	NR	980	0	NR
465	333	NR	595	516	NR	725	19	NR	855	0	NR	985	0	NR
470	232	NR	600	491	NR	730	16	NR	860	0	NR	990	0	NR
475	146	NR	605	461	NR	735	14	NR	865	0	NR	995	0	NR
480	113	NR	610	429	NR	740	12	NR	870	0	NR	1000	0	NR
485	106	NR	615	395	NR	745	10	NR	875	0	NR			

Summary

$R_f = 73.7$
 $R_g = 93$
 $CIE R_a = 72.0$
 $R_g = -39.6$



Color Vector Graphics



Individual Sample Fidelity Index ($R_{f,i}$)

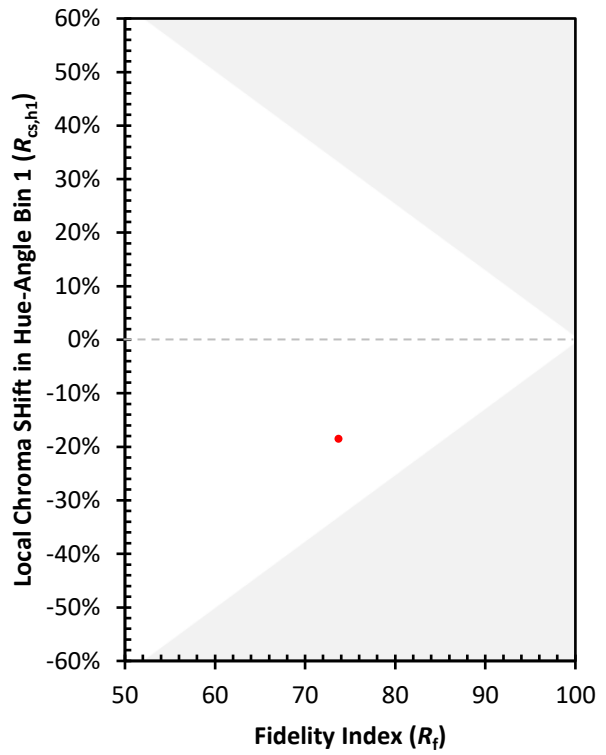
CES01 = 85	CES26 = 62	CES51 = 90	CES76 = 50
CES02 = 59	CES27 = 88	CES52 = 89	CES77 = 67
CES03 = 30	CES28 = 80	CES53 = 79	CES78 = 53
CES04 = 69	CES29 = 69	CES54 = 84	CES79 = 80
CES05 = 46	CES30 = 88	CES55 = 83	CES80 = 77
CES06 = 50	CES31 = 72	CES56 = 74	CES81 = 78
CES07 = 38	CES32 = 62	CES57 = 73	CES82 = 90
CES08 = 38	CES33 = 82	CES58 = 73	CES83 = 90
CES09 = 29	CES34 = 69	CES59 = 86	CES84 = 85
CES10 = 72	CES35 = 83	CES60 = 88	CES85 = 77
CES11 = 56	CES36 = 87	CES61 = 82	CES86 = 75
CES12 = 61	CES37 = 78	CES62 = 81	CES87 = 76
CES13 = 41	CES38 = 98	CES63 = 73	CES88 = 81
CES14 = 74	CES39 = 96	CES64 = 63	CES89 = 72
CES15 = 70	CES40 = 91	CES65 = 60	CES90 = 80
CES16 = 46	CES41 = 96	CES66 = 56	CES91 = 71
CES17 = 49	CES42 = 79	CES67 = 53	CES92 = 58
CES18 = 55	CES43 = 78	CES68 = 63	CES93 = 74
CES19 = 71	CES44 = 99	CES69 = 72	CES94 = 52
CES20 = 63	CES45 = 86	CES70 = 55	CES95 = 64
CES21 = 85	CES46 = 85	CES71 = 46	CES96 = 76
CES22 = 77	CES47 = 89	CES72 = 82	CES97 = 86
CES23 = 91	CES48 = 80	CES73 = 45	CES98 = 76
CES24 = 90	CES49 = 83	CES74 = 90	CES99 = 62
CES25 = 71	CES50 = 89	CES75 = 48	



Color Rendition by Hue-Angle Bin



Measure Comparisons



(END OF REPORT)